


# Innovation in Gas Analysis

## JH3F & JH3FR Heated Sample Lines with PA-Corrugated Hose



### APPLICATION

- For extractive gas analysis
- For emission and process monitoring
- For transport of sample gas from sample point to analysis system
- To stay safely above the acid dew point
- For protection against measured value falsification and frost
- For indoor and outdoor use

### BENEFITS

- No condensate formation, no freezing
- Robust external protection
- Excellent insulation
- Optimal heat deployment
- Customer-specific executions
- Easy exchange of the inner core (JH3FR)
- Long lifetime
- Kink protection

### FEATURES

- Regulated heatable to max. 200°C
- External protection corrugated jacket of Polyamide
- Heat insulation with thermo fleece
- Ready for use
- Interchangeable inner core for JH3FR
- Second core for e.g. calibration gas as option
- Inner core reinforced with stainless steel braid



# JCT

Analysentechnik  
GmbH

Gas Sampling Probes

Heated Sample Lines

Sample Gas Coolers

Condensate  
Treatment

Accessories

Gas Conditioning  
Systems

Sample Gas  
Converters




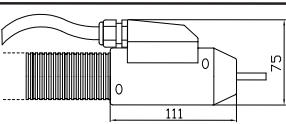

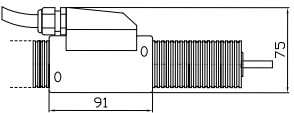

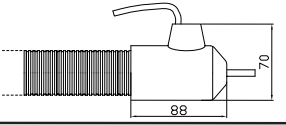
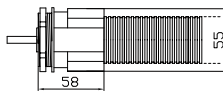
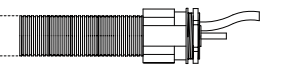
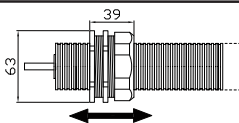
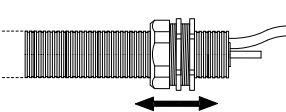
[www.jct.at](http://www.jct.at)

## TECHNICAL DATA

Model	JH3F	JH3FR
Description	regulated heated sample line	
External protection jacket	corrugated polyamide jacket, black	
Inner core	fixed	interchangeable
Area of application	mobile and fixed installation indoor and outdoor	
<b>Operation data</b>		
Operating temperature	max. 200°C	
Operating pressure	max. 10 bara	
Ambient temperature*	-30°C...+60°C	
<b>Construction</b>		
Material inner core	PTFE, optional PFA	
Heating element	design according to DIN moisture proof with protection braid	
Thermal insulation	thermo fleece	
End configuration	PA hard caps, silicone caps, PG 36 or PG 42 (see table below)	
Maximum sample line length*	50 m	
Diameter core / sample line outside	DN 4/6 mm / 42 mm DN 6/8 mm / 42 mm	
Minimum bending radius JH3F / JH3FR	DN 4/6 mm: 100 mm / 150 mm DN 6/8 mm: 150 mm / 200 mm	
Dimensions of silicone caps	DN 4/6: L = 88 mm, Ø 50 mm (H), Ø 70 mm (C) DN 6/8: L = 88 mm, Ø 50 mm (H), Ø 70 mm (C)	
Dimensions of PA hard caps	DN4/6: L = 111, Ø 50 (F), Ø 75 (A/B) DN6/8: L = 111, Ø 50 (F), Ø 75 (A/B)	DN4/6: L = 111, Ø 50 (F), Ø 75 (A/B) DN6/8: L = 120, Ø 54 (F), Ø 79 (A/B)
<b>Electrics</b>		
Power supply	230 VAC 50/60 Hz or 115 VAC 50/60 Hz	
Power consumption	100 W/m	
Connection cable	3 m long	
Connection plug	7-pole-plug for connection of temperature controller HT-43 and HT-55 HANQ8-plug for connection of temperature controller HT-41	

\* To achieve extended length, JCT offers heated lines with reduced power (W/m) or with a second heating circuit. For lower ambient temperatures versions with higher performance are available. Please consult JCT sales team.

### End configuration of sample line

Without electrical connection (side 2)	With electrical connection (side 1)	Type	JH3F	JH3FR
F 		A	p	p
			RSL	
G 		B	p	p
			RSL	
H 		C	p	p
			RSL	
I 		D	p	p
			RSL	
J 		E	p	p
			RSL	

JH3F with non interchangeable inner core  
p = PTFE core, 200 mm protruded

JH3FR with interchangeable core  
RSL = Stainless steel stubs, 30 mm long

Dimensions in mm



